




AEROFLOW SINGLE FLARE TOOL

AF98-2007 / AF98-2008 Instructions

WARNING! These instructions must be read and fully understood before use of this tool. Failure to follow these instructions may result in poor performance, vehicle damage, personal injury or death.


1. Select the correct die for the size of tube that you are flaring.




2. Slide the tube into place



3. On the locking mechanism there is an arm to indicate how far to push the tube through



4. Lock tube into place



5. Lightly apply the flare



6. Thoroughly inspect flare for any imperfections

