



40 Huntingwood Drive Huntingwood NSW 2148

Phone: (02) 8825 1999 Website: www.aeroflowperformance.com

AEROFLOW PERFORMANCE

PRESSURE SENSOR BLOCK

INTRODUCTION

Congratulations on your purchase of Aeroflow Performance pressure sensor block. Aeroflow Performance products cannot and will not be responsible for any damage, or other conditions resulting from misapplication of the parts described herein. However, it is our intention to provide the best possible products for our customer, products that perform properly and satisfy your expectations. Should you have any questions? Please call technical support at +61 2 8825 1900 and have the product part number on hand when calling.

The Aeroflow Performance Pressure Sensor Block is a must to protect your transducers from harsh engine vibrations, shock loads and heat leading to premature failure to the sensitive internals of the modern-day pressure sensor when mounting directly to engine blocks. To prolong the life and reliability remote mounting these sensitive pressure sensors is recommended to improve service life and reliability. This block will allow you to remote mount up to 3 sensors with 3 x 1/8" NPT and 10 x 1/8" NPT for input line configurations. This makes it perfect to improve engine bay organization by neatening up wiring, plumbing and bringing all the sensors to one location for easy maintenance. Compatible with all transducers that utilize 1/8" NPT male threads and 7/8" or smaller body / hex diameter.

Each sensor block comes with three 1/8" NPT steel block off plugs, two M6 x 1.00mm (UHL 40mm) allen socket cap bolts with nylon nuts and washers.

The dimensions are:

Overall Length = 105mm


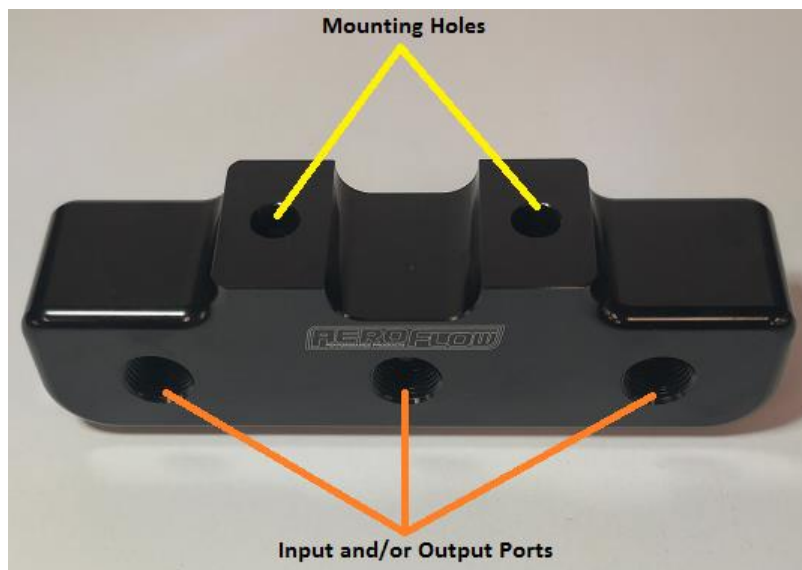

Overall Width = 31mm

Overall Height = 25mm

Mounting sensor spacing: 35mm

It is recommended to use both mounting holes to mount this sensor block. Ensure to always mount away from extreme heat to protect each individual sensor. The sensor block means you can run up to two inputs or outputs per each sensor. The three sensor ports are individual to each another and not connected into one log.





For more information or technical enquires

Contact: Aeroflow Performance on

Phone: (02) 8825 1999 Website: www.aeroflowperformance.com